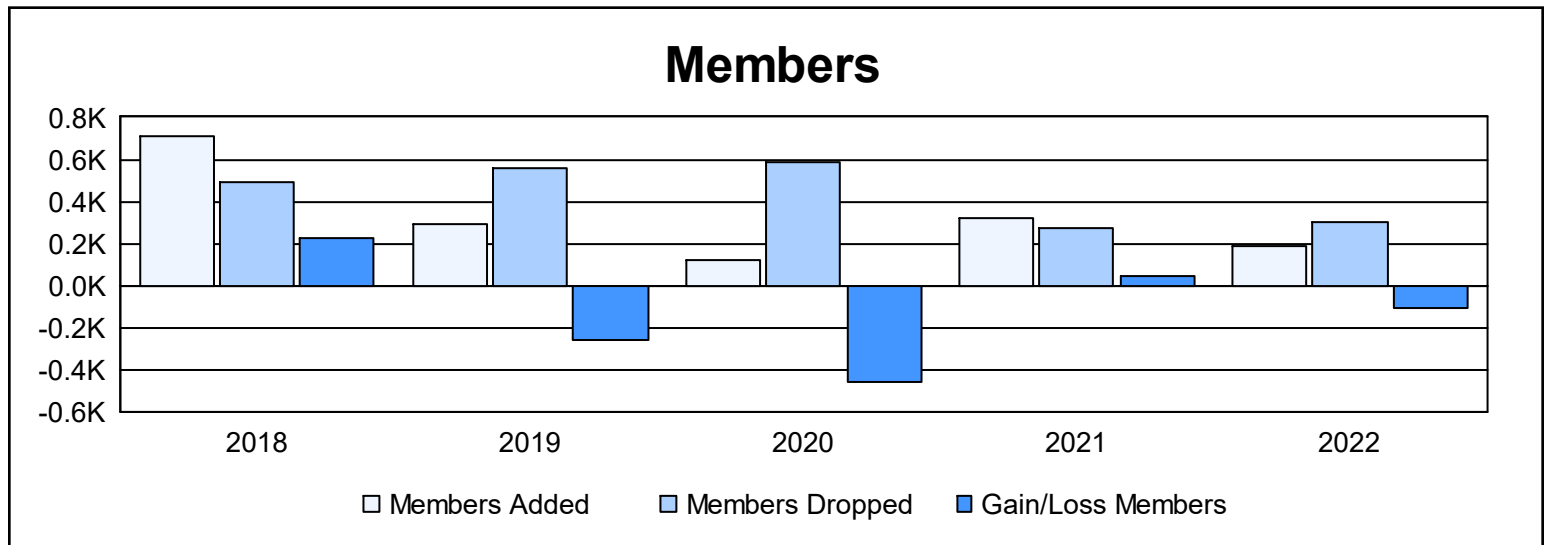
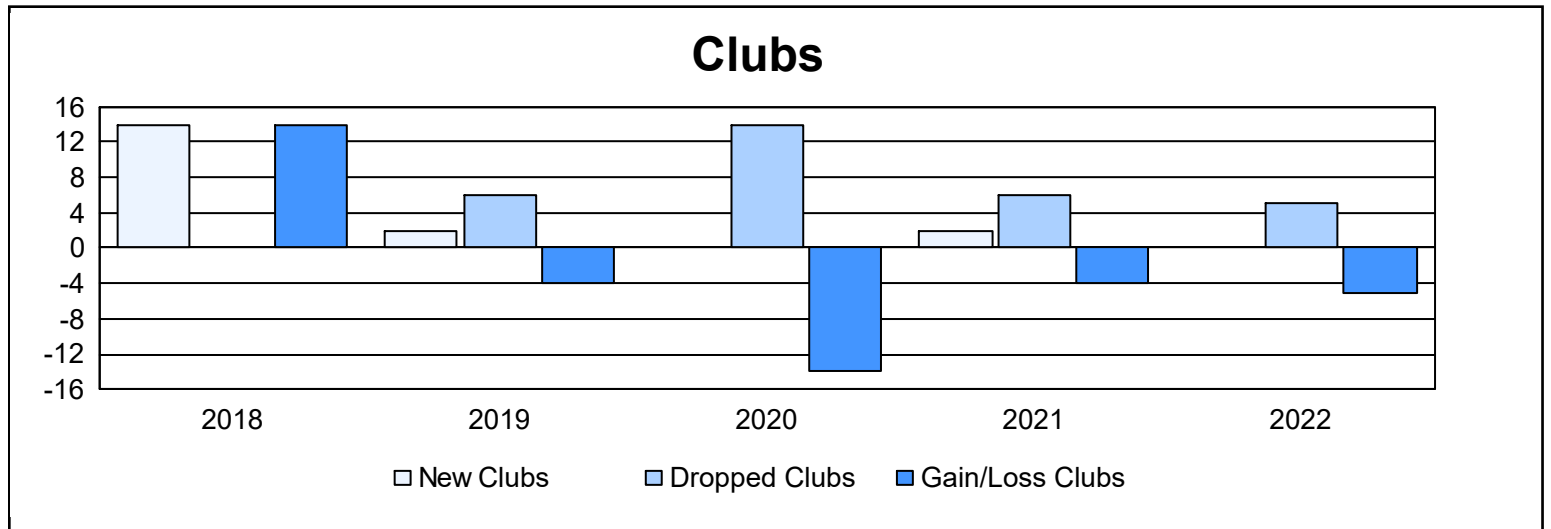
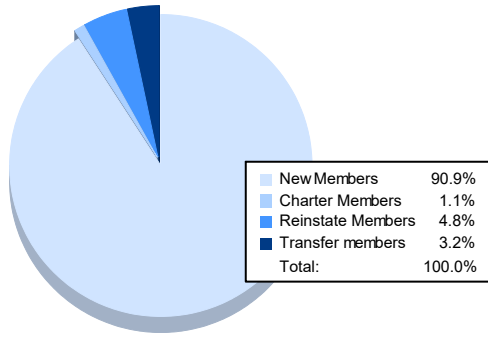


Year	New Clubs	Dropped Clubs	Gain/ Loss Clubs	New Members	Charter Members	Reinstate Members	Transfer Members	Total Member Added	Total Members Dropped	Gain/ Loss Members
2017-2018	14	0	14	340	366	4	2	712	487	225
2018-2019	2	6	-4	224	57	5	6	292	555	-263
2019-2020	0	14	-14	107	1	5	10	123	584	-461
2020-2021	2	6	-4	261	47	3	10	321	274	47
2021-2022	0	5	-5	169	2	9	6	186	298	-112
<b>Average</b>	<b>4</b>	<b>6</b>	<b>-3</b>	<b>220</b>	<b>95</b>	<b>5</b>	<b>7</b>	<b>327</b>	<b>440</b>	<b>-113</b>



### Membership Composition June 2022 Cumulative



### Gender Composition June 2022 Cumulative

